

Permit No. 3369 Issued 10/12/94

Job Location 205 E. Washington St.

Lot Issued by Brent N. Damman

Owner Tom Short 592-2103

Address 219 E. Washington St.

Agent Fox Chase 599-0301

Address 1 Devonshire Dr. Napoleon, OH

Use Type - Residential

Other - Describe Commercial

No. Dwelling Units

New Replacement

Add'n. Alter Remodel

Mixed Occupancy

Change of Occupancy

Estimated cost \$ 1,000.00

ZONING INFORMATION

district	lot dimensions	area	front yd	side yd	rear yd

WORK INFORMATION

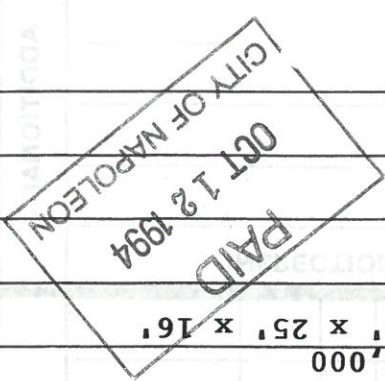
Size: Length Width Stories Ground Floor Area

Height Building Volume (for Demo. Permit) 18,000

Electrical: Plumbing: Mechanical:

Additional Information: Demolition of old Domino's Pizza

Date 10-12-94 Applicant Signature *B. Ray*



INSPECTION RECORD

UNDERGROUND				ROUGH-IN				FINAL			
Type	Date	By	Type	Date	By	Type	Date	By	Type	Date	By
Building Drains			Drainage, Waste & Vent Piping			Drainage, Waste & Vent Piping			Backflow Prevention		
Water Piping			Water Piping			Water Piping			Water Heater		
Building Sewer			Water Piping			Water Heater					
Sewer Connection									FINAL APPROVAL		
Refrigerant Piping			Refrigerant Piping			Grease Exhaust System					
Ducts/Plenums			Ducts/Plenums			Air Cond. Unit(s)			Refrigeration Equipment		
Duct Insulation			Duct Insulation			Furnace(s)					
Combustion Products Vents			Combustion Products Vents			Ventilation Supply Exhst.			FINAL APPROVAL		
Conduits & or Cable			Conduits/Cable			Range Dryer			Temp Service Lighting		
Grounding & or Bonding			Rough Wiring			Generator(s) Motors			Fixtures Lampholders		
Floor Ducts			Service Panel			Water Htr Welder			Signs		
Service Conduit			Busways Ducts			Heaters Heat Cable			Electric Mtr. Clearance		
Temporary Power Pole			Subpanels			Duct Htr(s) Furnace(s)			FINAL APPROVAL		
Location, Set-backs, Esm'ts)			Exterior Wall Construction			Roof Covering Roof Drainage			Smoke Detector		
Excavation						Exterior Lath			Demolition (sewer cap)		
Footings & Reinforcing			Interior Wall Construction			Interior Lath Wallboard					
Floor Slab			Interior Wall Construction			Fire Wall(s)			Building or Structure		
Foundation Walls			Columns & Supports			Fireplace Chimney					
Sub-soil Drain			Crawl Space			Attic Vent Access					
Piles			Floor System(s)						FINAL APPROVAL		
			Root System			Special Insp Reports Rec'd			Certificate of Occupancy Issued		
INSPECTIONS, CORRECTIONS, ETC.				INSPECTIONS, CORRECTIONS, ETC.							


ADDITIONAL

BUILDING

ELECTRICAL

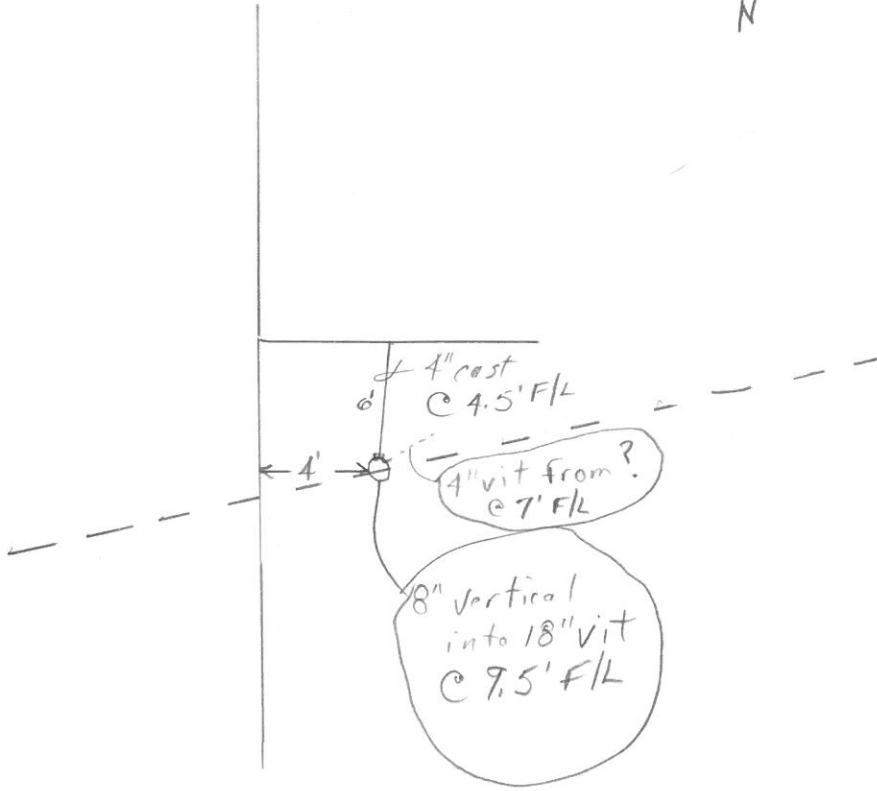
MECHANICAL

PLUMBING



7-6-95

Fox Chase
Courtview Bldg,
205 E. Washington



c/l 424 E. River view

APPLICATION FOR
 Residential, Building, Electrical, Plumbing, Mechanical, and Demolition Permit
FROM - The City of Napoleon, Ohio, Building Department
 255 West Riverview Avenue; P.O. Box 151; Napoleon, Ohio 43545 - Telephone (419) 592-4010

ENTRY NO. _____

PERMIT NO. 3369 ISSUED 10-12-94

JOB LOCATION: 205 E Washington

LOT _____
 (Subdivision or Legal Description)

ISSUED BY BND
 (Building Official)

OWNER Tom Short PHONE 592-2103

ADDRESS 219 E. Washington Nap

AGENT Fox Chase PHONE 599-0301

ADDRESS 1 Devonshire Dr.

USE: () Residential (x) Commercial () Industrial
 () Other _____

WORK: () New () Addition () Replacement () Remodel

ESTIMATED COST = \$ 1000.00

	<u>Base</u>	<u>Plus</u>	<u>Total</u>
() Building	\$ _____	\$ _____	\$ _____
() Electrical	\$ _____	\$ _____	\$ _____
() Plumbing	\$ _____	\$ _____	\$ _____
() Mechanical	\$ _____	\$ _____	\$ _____
(x) Demolition	\$ <u>10.00</u>	\$ <u>5.00</u>	\$ <u>15.00</u>
() Zoning	\$ _____	\$ _____	\$ _____
() Sign	\$ _____	\$ _____	\$ _____
() Water Tap	\$ _____	\$ _____	\$ _____
() Sewer Tap	\$ _____	\$ _____	\$ _____
() Temp Water	\$ _____	\$ _____	\$ _____
() Temp Elec.	\$ _____	\$ _____	\$ _____

Additional Plan Review: Structure _____ Hours _____
 Electric _____ Hours _____

TOTAL FEES \$ 15.00
 Less Fees Paid \$ 15.00
 BALANCE DUE \$ -0-

LOADING INFORMATION

<u>District</u>	<u>Lot Dimensions</u>	<u>Area</u>	<u>Front Yard</u>	<u>Side Yard</u>	<u>Rear Yard</u>


<u>Max Height</u>	<u>No. Pkg. Spaces</u>	<u>No. Ldg. Spaces</u>	<u>Max Cover</u>	<u>Petition or Appeal Required-Date</u>

WORK INFORMATION

Building: Ground Floor Area _____ sq. ft. Basement Floor Area _____ sq. ft.
 1st Floor Area _____ sq. ft. 2nd Floor Area _____ sq. ft. Other _____ sq. ft.
 Size: Width _____ Length _____ Stories _____ Height _____

Building Volume (for Demolition Permit) 18,000 cubic feet 45' x 25' x 16'

Description of Work: Demolition of old domino's



ELECTRICAL: Contractor _____ Phone _____
Address _____ ESTIMATED COST = \$ _____
Type of Work: () New () Service Change () Rewiring () Add'l Wiring TEMPORARY ELEC. REQUIRED - () Yes () No
Size of Service _____ Underground _____ Overhead _____ Number of New Circuits _____

Description of Work: _____

PLUMBING: Contractor _____ Phone _____
Address _____ ESTIMATED COST = \$ _____

WATER TAP REQUIRED -- () Yes () No Size _____ Type of Pipe _____ Water Dist. Pipe _____

SANITARY SEWER TAP REQUIRED - () Yes () No Size _____ Type of Pipe _____ Dr. Waste Vt. Pipe _____

STREET SEWER TAP REQUIRED - () Yes () No Type of Pipe _____ STREET TO BE OPENED - () Yes () No

Main Building Drain Size = _____ Main Vent Pipe Size = _____

LIST NUMBER OF PLUMBING FIXTURES BELOW:

Water Closets = _____ Bathtubs = _____ Showers = _____ Lavatories = _____ Kitchen Sinks = _____ Disposal = _____

Clothes Washer = _____ Floor Drains = _____ Dishwasher = _____ Other _____ Total = _____

Description of Work: _____

MECHANICAL: Contractor _____ Phone _____
Address _____ ESTIMATED COST = \$ _____

HEATING SYSTEM - () Forced Air () Gravity () Hot Water () Steam () Unit Heaters () Radiant () Baseboard

TYPE OF FUEL - () Electric () Natural Gas () Propane () Wood () Coal () Solar () Geothermal Other _____

NUMBER OF HEAT ZONES = _____ HOT WATER - () One (1) Pipe () Two (2) Pipes () Series Loop

ELECTRIC HEAT - Number of Circuits _____ Number of Furnaces _____ Number of Hot Air Runs _____

Number of Hot Water Radiators _____ Total Heat Loss _____ Rated Capacity of Furnace/Boiler _____

LOCATION OF HEATING UNITS - () Crawl Space () Floor Level () Attic () Suspended () Roof () Outside

Description of Work: _____

DRAWINGS REQUIRED: All applications must be accompanied by two (2) complete sets of Drawings including Site Plans, Foundation Plans, Floor Plans, Structural Framing Plans, Exterior Elevations, Section and Details, Stair Details, Electrical Layout, Plumbing Isometric, Heating Layout, etc. All Plans shall be drawn to scale, show all existing structure on the Site Plans, and show electric panel and furnace locations.

READ AND SIGN BELOW: The undersigned hereby makes application for a Permit for all work described herein and agrees to complete the work in strict accordance with all applicable provisions of the current edition of the C.A.B.O. Building Code, the Napoleon Building and Zoning Codes, the Napoleon Engineering Department Rules and Regulations, Standard Specifications and other pertinent sections of the Napoleon Code of Ordinances.

Signature of Applicant _____ Date _____